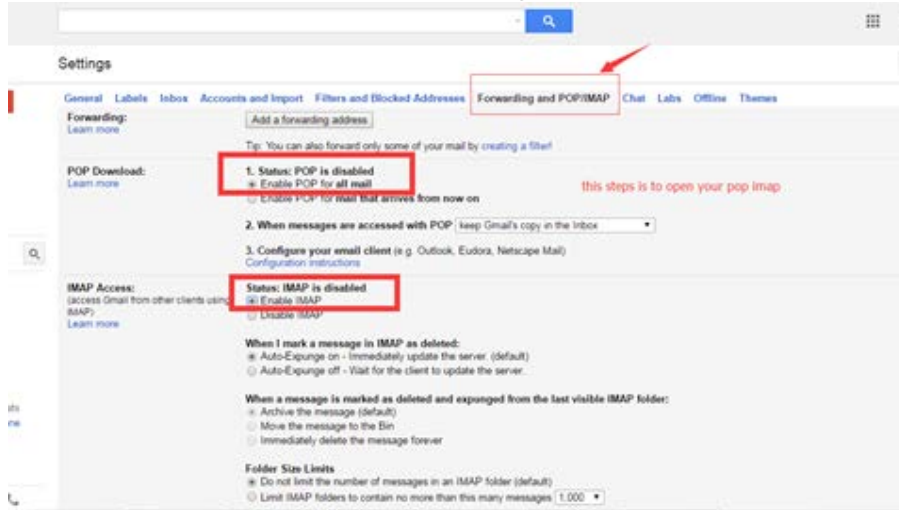


How to set Gmail or Yahoo Email alarm?

Gmail setting:

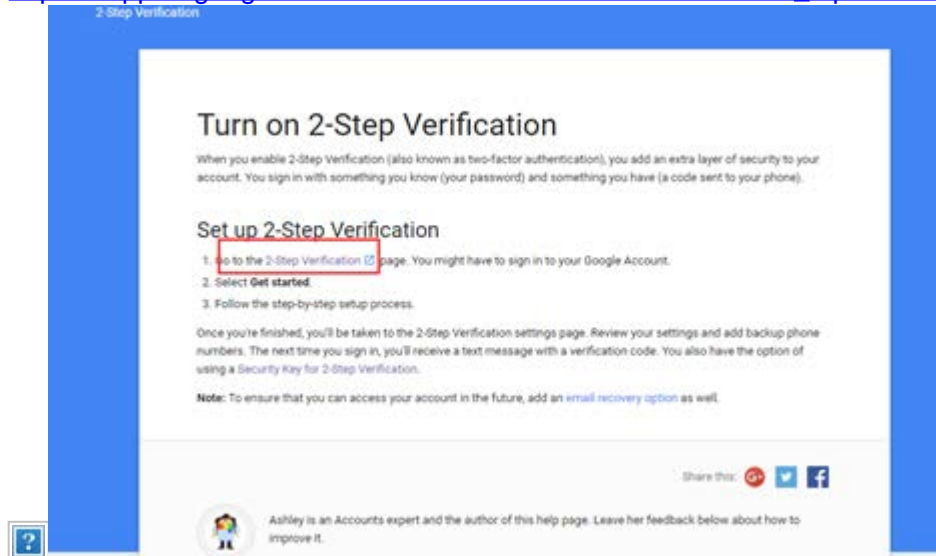
1. Tick its POP and IMAP in Gmail Setting:



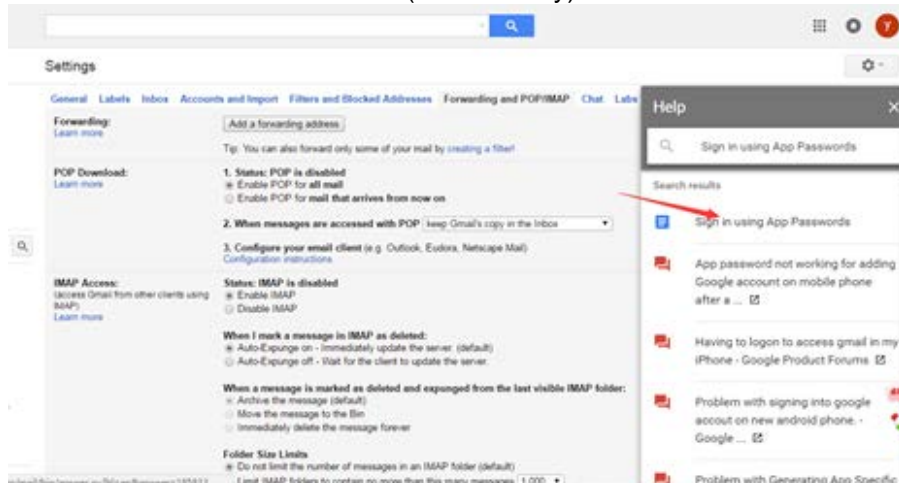
2. Turn on "2-Step Verification" to get a APP Password which make your account safer.

Log in your Gmail and open this link or you can search "turn on 2-Step Verification" on the "help"

https://support.google.com/accounts/answer/185839?hl=en&ref_topic=7189195



3. Generate an APP Password (License Key) .



Sign in using App Passwords

An App password is a 16-digit passcode that gives an app or device permission to access your Google Account. If you use 2-step verification and are seeing a "password incorrect" error when trying to access your Google Account, an App password may solve the problem. Most of the time, you'll only have to enter an App password once per app or device, so don't worry about memorizing it.

Note: If you have iOS 8.3 on your iPhone or OSX 10.10.3 on your Mac, you will no longer have to use App passwords to use 2-step verification.

Why you may need an App password

How to generate an App password

click here

1. Visit your [App passwords](#) page. You may be asked to sign in to your Google Account.
2. At the bottom, click **Select app** and choose the app you're using.
3. Click **Select device** and choose the device you're using.
4. Select **Generate**.
5. Follow the instructions to enter the App password (the 16-character code in the yellow bar) on your device.
6. Select **Done**.

Once you're finished, you won't see that App password code again. However, you will see a list of apps and devices you've created App passwords for.

Note: You may not be able to create an App password for less secure apps. Learn more about [allowing less secure apps](#).

Email clients using IMAP

Sign in using App Passwords

← 应用专用密码

应用专用密码能让你通过设备上不支持两步验证的应用登录 Google 帐号。您只需要输入该密码一次，因此不必记住它。 [了解详情](#)

您的应用专用密码

名称	创建日期	上次使用日期	
camhi (2)	7月20日	7月24日	🗑️
Messagerie sur Ordinateur Windows	4月7日	5月8日	🗑️
camhi	7月19日	-	🗑️
我的Windows 计算机上的邮件	4月7日	-	🗑️

名称

创建日期

上次使用日期

camhi (2)

7月20日

7月24日



Messagerie sur Ordinateur Windows

4月7日

5月8日



camhi

7月19日

-



我的Windows 计算机上的邮件

4月7日

-



选择您要为其生成应用专用密码的应用和设备。

camhi

X

生成

生成的应用专用密码

this is the password you need to input in the app. it is very important

tuaa jsdc asji jfus

4. Find your SMTP Server:

Click : Click " My Computer"->"Start"->"Run", input "ping smtp.gmail.com -t" , Then it will pop up a black exe file.

```
C:\Windows\System32\cmd.exe SMTP address
正在 Ping smtp-gmail-mess.1.google.com [108.177.97.109] 具有 32 字节的数据:
来自 108.177.97.109 的回复: 字节=32 时间=270ms TTL=39
来自 108.177.97.109 的回复: 字节=32 时间=266ms TTL=39
来自 108.177.97.109 的回复: 字节=32 时间=245ms TTL=39
来自 108.177.97.109 的回复: 字节=32 时间=266ms TTL=39
请继续键入。
来自 108.177.97.109 的回复: 字节=32 时间=257ms TTL=39
```

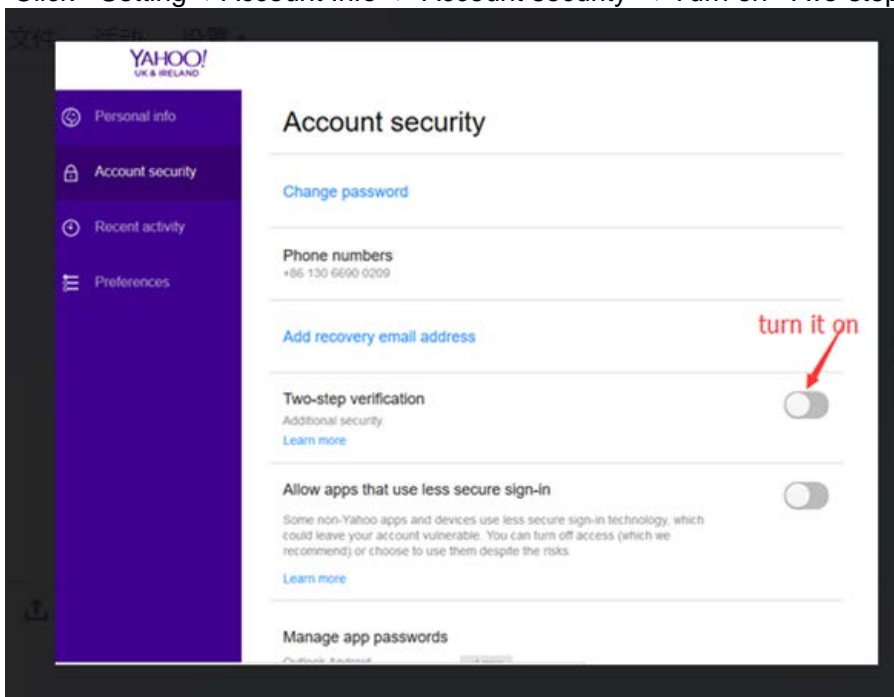
5. Come to the Phone APP Camhi. Click " Setting"->Email Setting" in the phone APP and fill in parameter setting:
SMTP Server: Fill that server you find in Step 4.
Server Port: 465
Encrypt Type: SSL
Authentication: Turn on
User name: Your email account (For example: chenhui13066900209@gmail.com)
Password: The license key you get in Step 3 (has 16 letters), please don't input the password of your camera or your email password.
Send To: The email account you want to receive this alarm (For example: chenhui13066900209@gmail.com)
Sender: The email account you want to receive this alarm (For example: chenhui13066900209@gmail.com)
Subject: Anyway word or number

6. Click "Save"- "Test". If it shows "Secuss" after you click test, that mean your setting is right. If it show"failed", then please take a screenshot of your parameter setting and send it to our email " service@iegeek.com", our professional after-sale team will solve your problem at once.

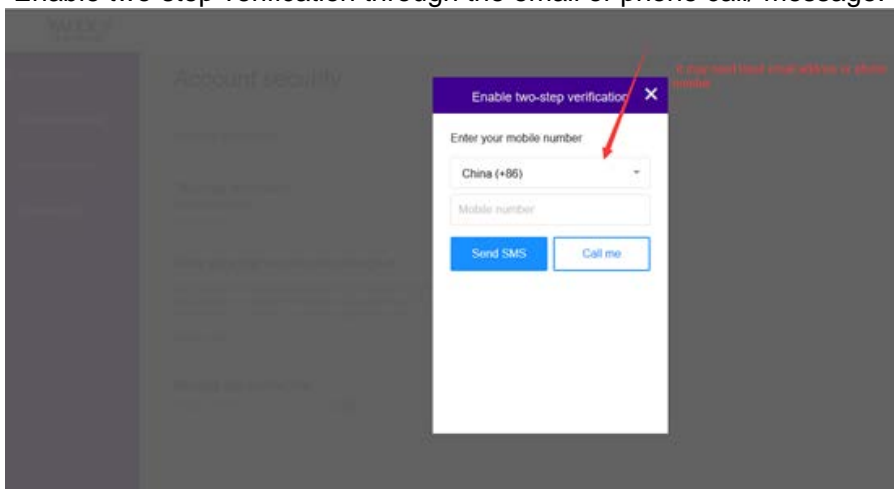
Yahoo setting :

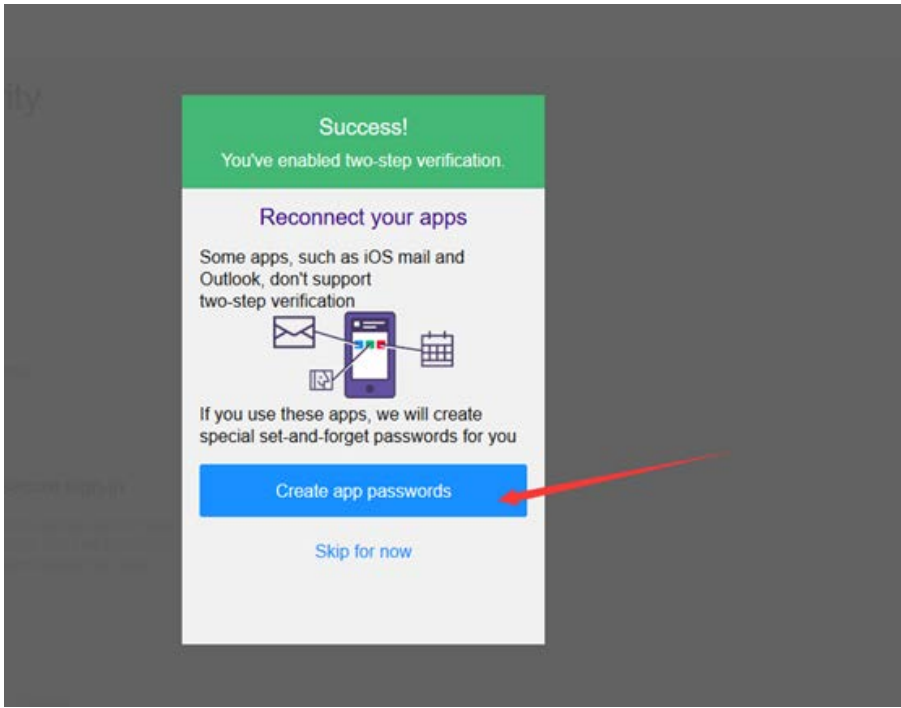
1. Log in your Yahoo email:

Click " Setting"->Account Info"->"Account security" ->Turn on "Two-step verification"

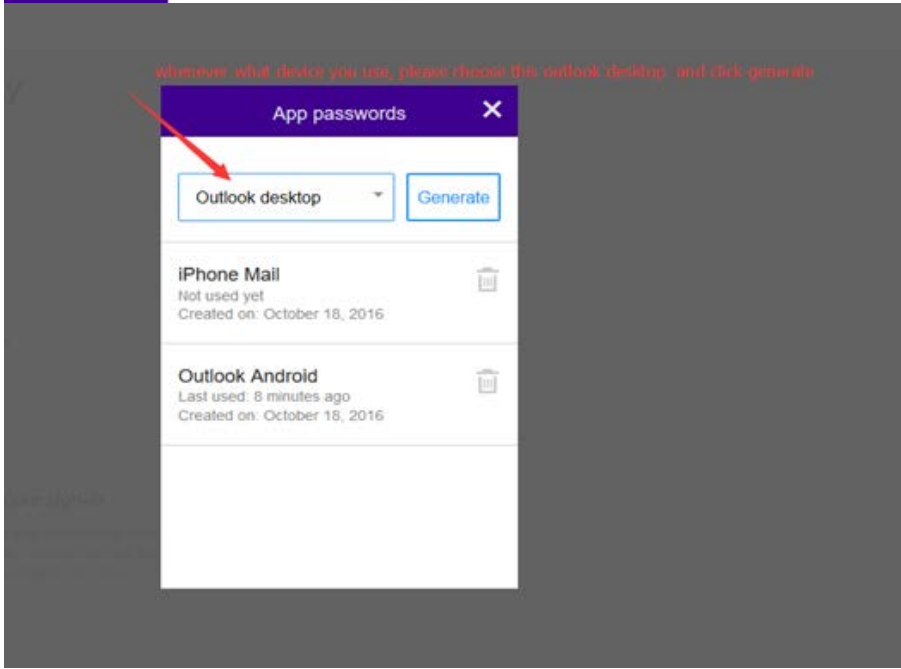
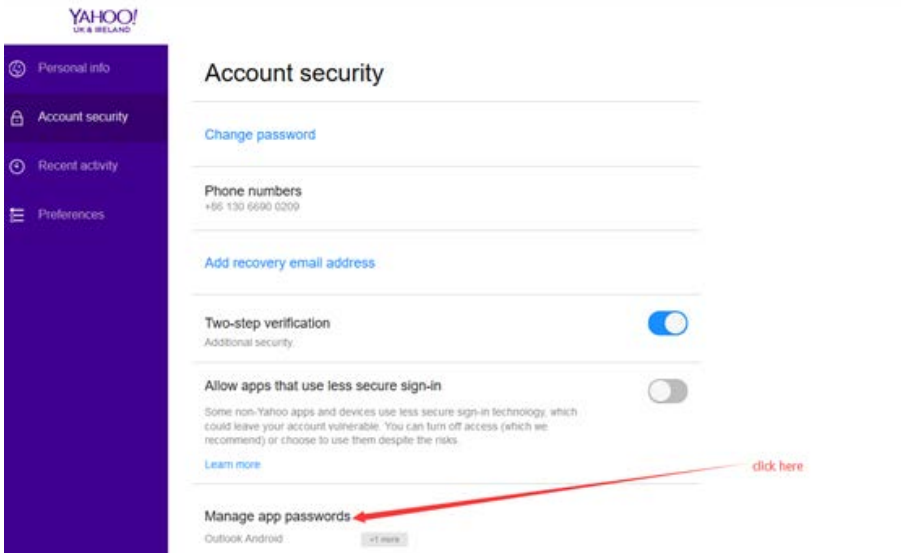


Enable two-step verification through the email or phone call/ message:

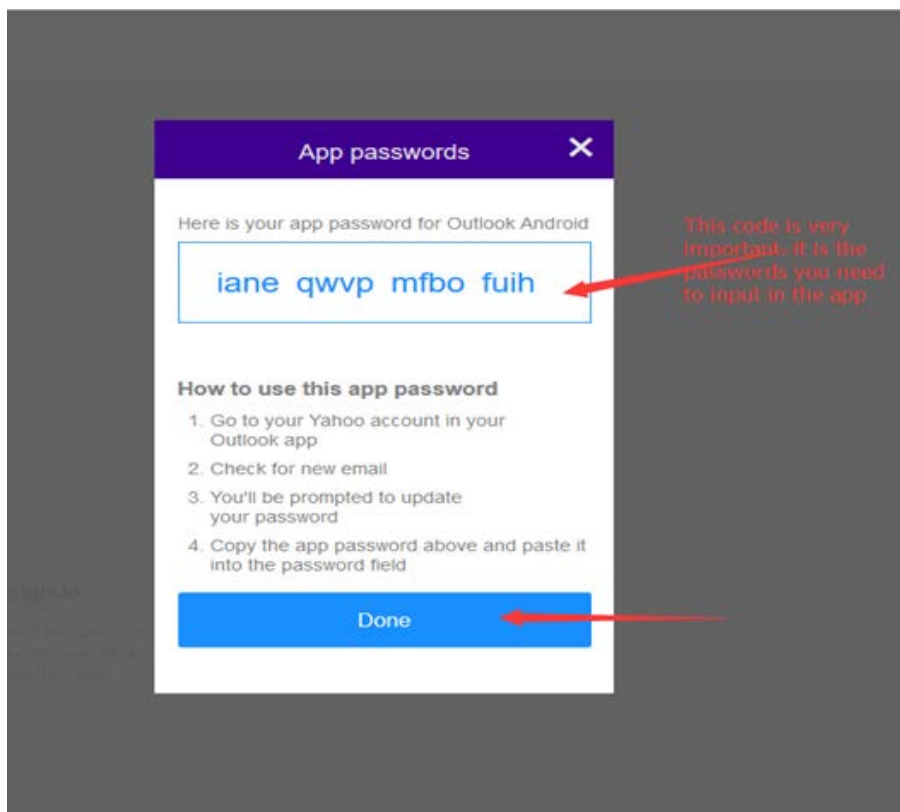




Create APP Passwords:



(PS: You can choose any device to generate the APP password.)



2. Come to the Phone APP Camhi. Click " Setting"->Email Setting" in the phone APP and fill in parameter setting:

SMTP Server: smtp.mail.yahoo.com

Server Port: 465

Encrypt Type: SSL

Authentication: Turn on

User name: Your email account (For example: chenhui13066900209@yahoo.com)

Password: The license key you get in Step 3 (has 16 letters), please don't input the password of your camera or your email password.

Send To: The email account you want to receive this alarm (For example: chenhui13066900209@yahoo.com)

Sender: The email account you want to receive this alarm (For example: chenhui13066900209@yahoo.com)

Subject: Anyway word or number

3. Click "Save"- "Test". If it shows "Secuss" after you click test, that mean your setting is right. If it show"failed", then please take a screenshot of your parameter setting and send it to our email " service@iegeek.com", our professional after-sale team will solve your problem at once.